

HOT WORK TOOL STEELS

Available Product Variants

Long Products*

Open Die Forgings

*) Presented data refer exclusively to long products. Please observe the detailed explanations at the end of the data sheet (pdf).

Product Description

BÖHLER W303 ISODISC is a 5% chromium steel and corresponds to material number 1.2367 (X38CrMoV5-3). This tool steel has good hot toughness as well as a very high hot hardness and resistance against heat-checkings. Compared to an X37CrMoV5-1 (material number 1.2343), the steel has an increased molybdenum content, which significantly increases its thermal resistance and thus makes it the ideal material in die closed-die forging, open-die forging and extrusion.

Process Melting

Airmelted

Properties

- > Toughness & Ductility : good
- > Wear Resistance : high
- > Machinability : very high
- > Hot Hardness (red hardness) : high
- > Polishability : good
- > Thermal conductivity : good
- > Micro-cleanliness : good

Applications

- > Extrusion
- > Gravity / Low Pressure Die-Casting
- > Progressive Forging (Hatebur)
- > Forging (Hot / Semi-hot)
- > High Pressure Die-Casting
- > Mechanical Engineering
- > General Components for Mechanical Engineering
- > Press Hardening / Hot Stamping

Technical data

Material designation		Standards	
1.2367	SEL	4957	EN ISO
X38CrMoV5-3	EN		

Chemical composition (wt. %)

C	Si	Mn	Cr	Mo	V
0.38	0.40	0.40	5.00	2.80	0.55

Material characteristics

	High temperature strength	High temperature toughness	High temperature wear resistance
BÖHLER W303 ISODISC®	★★★★	★★★	★★★★
BÖHLER W300 ISODISC®	★★	★★★	★★
BÖHLER W300 ISOBLOC®	★★	★★★★	★★
BÖHLER W302 ISODISC®	★★★	★★★	★★★
BÖHLER W302 ISOBLOC®	★★★	★★★★	★★★
BÖHLER W320 ISODISC®	★★★	★★	★★★
BÖHLER W350 ISOBLOC®	★★★	★★★★★	★★★
BÖHLER W360 ISOBLOC®	★★★★★	★★★★	★★★★★
BÖHLER W400 VMR®	★★	★★★★★	★★
BÖHLER W403 VMR®	★★★★	★★★★	★★★★

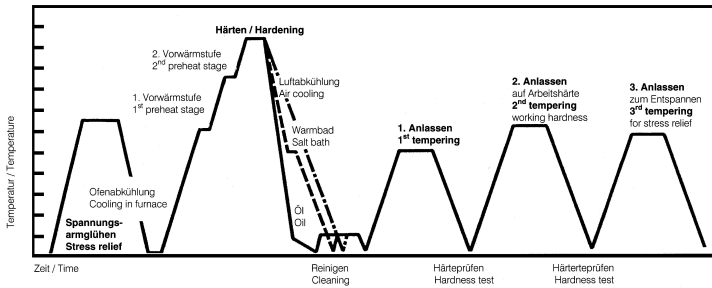
Delivery condition

Annealed	
Hardness (HB)	max. 229
Hardened and Tempered	
Hardness (HRC)	30 to 44

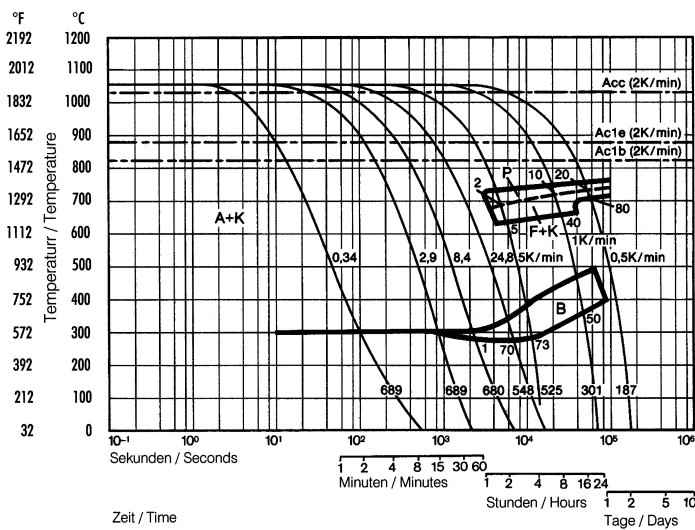
Heat treatment

Annealing		
Temperature	750 to 800 °C 1,382 to 1,472 °F	Holding time 6 to 8 hours. Slow, controlled furnace cooling at 10 to 20°C/h (50 to 68 °F/hr) to approx. 600°C (1112°F), further cooling in air.
Stress relieving		
Temperature	600 to 670 °C 1,112 to 1,238 °F	For stress relief after extensive machining or for complicated tools. Holding time depending on tool size after complete heating 2 - 6 hours in neutral atmosphere. Slow furnace cooling.
Hardening and Tempering		
Temperature	1,030 to 1,080 °C 1,886 to 1,976 °F	Holding time after temperature equalization: 15 to 30 minutes; Quenching: Oil, salt bath (500 - 550°C [932-1022°F]), air, vacuum; After hardening, tempering to the desired working hardness (see tempering chart).

Heat treatment sequence



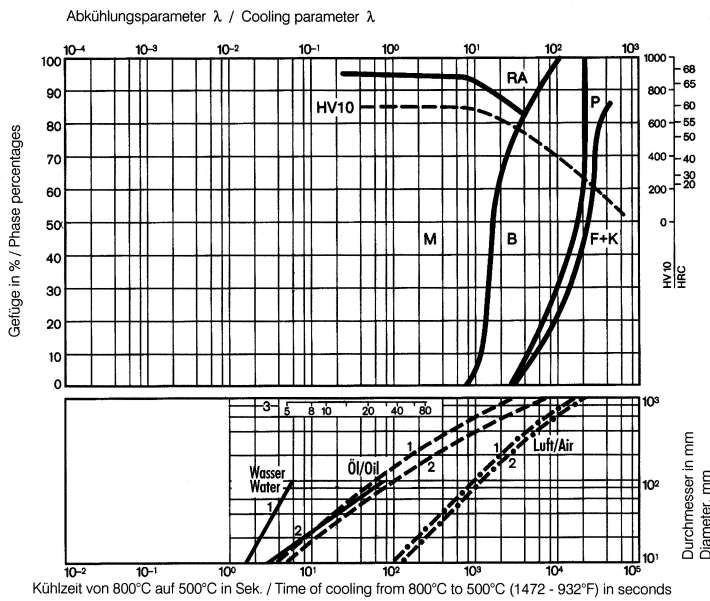
Continuous cooling CCT curves



Austenitising temperature: 1922°F (1050°C)
Holding time: 15 minutes

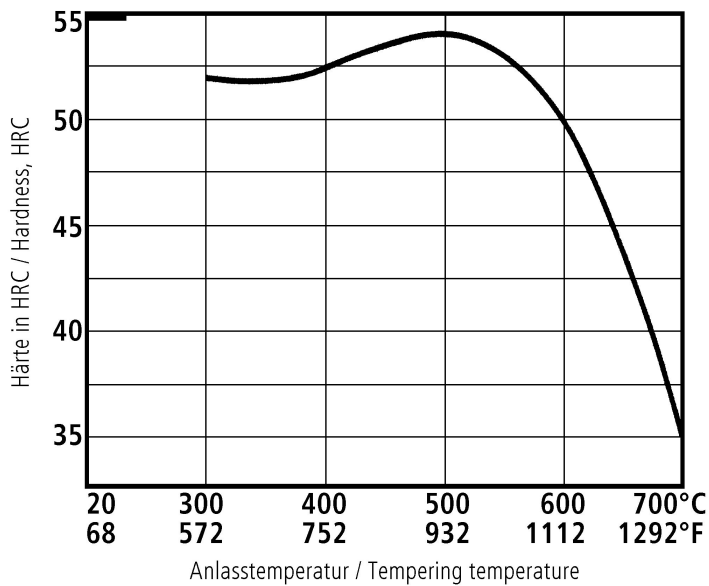
689 - 187 Vickers hardness
1...80 phase percentages
0.34...24.8 cooling parameter, i.e. duration of cooling from 1472 - 932°F (800-500°C) in $s \times 10^{-2}$
41...32.9°F/min (5...0.5 K/min) cooling rate in °F/min (K/min) in the 1472 - 932°F (800-500°C) range

Quantitative phase diagram



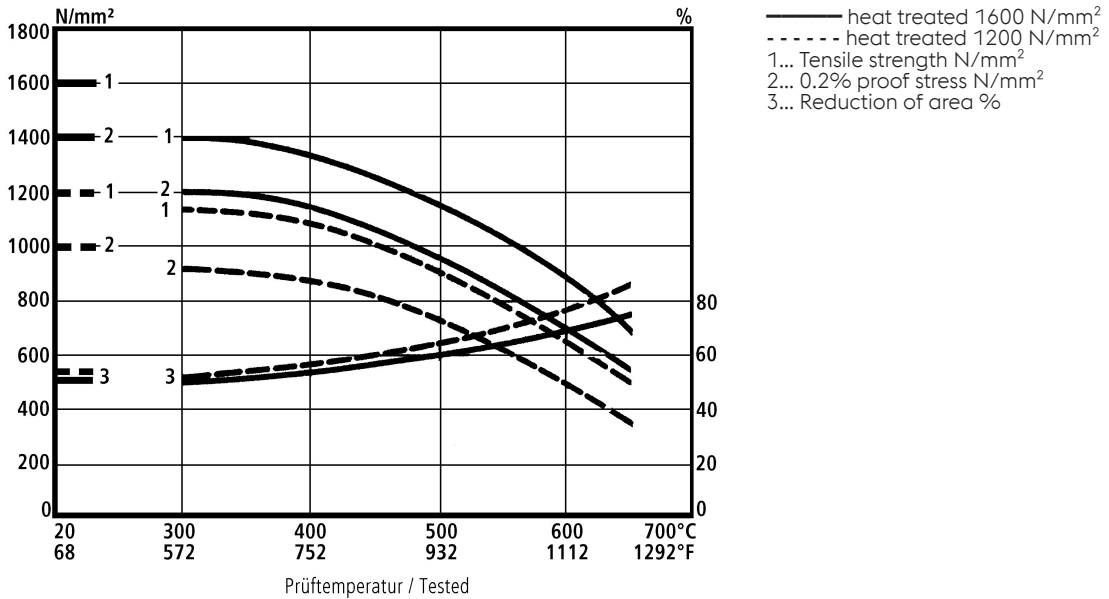
- A... Austenite
 - B... Bainite
 - F... Ferrite
 - K... Carbide
 - M... Martensite
 - P... Pearlite
 - RA... Retained austenite
- - - - Oil cooling
 - · - Air cooling
- 1... Edge or face
 2... Core
 3... Jominy test: distance from end

Tempering chart



Hardening temperature: 1050°C (1922°F)
Specimen size: square 50 mm

Hot strength chart



Physical Properties

Temperature (°C °F)	20 68
Density (kg/dm ³ lb/in ³)	7.85 0.28
Thermal conductivity (W/(m.K) BTU/ft h °F)	-
Specific heat (kJ/kg K BTU/lb °F)	0.46 0.1099
Spec. electrical resistance (Ohm.mm ² /m 10 ⁻⁴ Ohm.inch ² /ft)	0.5 2.36
Modulus of elasticity (10 ³ N/mm ² 10 ³ ksi)	215 31.18

Thermal Expansions between 20°C | 68°F and ...

Temperature (°C °F)	100 212	200 392	300 572	400 752	500 932	600 1,112	700 1,292
Thermal expansion (10 ⁻⁶ m/(m.K) 10 ⁻⁶ inch/inch.°F)	11.5 6.4	12 6.7	12.2 6.8	12.5 6.9	12.9 7.2	13 7.2	13.2 7.3

Long Products: For additional specifications and technical requirements, please contact our regional voestalpine BÖHLER sales companies.

Open Die Forgings: Product Variant may differ in terms of melting process, technical data, delivery, and surface condition as well as available product dimensions. Please contact the business unit Open Die Forgings of voestalpine BÖHLER Edelstahl GmbH & Co KG.

The data contained in this brochure is merely for general information and therefore shall not be binding on the company. We may be bound only through a contract explicitly stipulating such data as binding. Measurement data are laboratory values and can deviate from practical analyses. The manufacture of our products does not involve the use of substances detrimental to health or to the ozone layer.

voestalpine BÖHLER Edelstahl GmbH & Co KG
 Mariazeller Straße 25
 8605 Kapfenberg, AT
 T. +43/50304/20-0
 E. info@boehler-edelstahl.at
<https://www.voestalpine.com/boehler-edelstahl/de/>

voestalpine
ONE STEP AHEAD.